


Turnbuckles

EYE/EYE TURNBUCKLE - c/w LOCKNUTS


AISI 316



Size	Part Number	A(mm)	B(mm)	C(mm)	SWL(kgs)	BL(kgs)
M5	8067	121.5	71	8.5	170	680
M6	8068	159.4	91	10	375	1500
M8	8069	196.5	121.5	12	575	2300
M10	8070	250	150	16	775	3100
M12	8071	312	200	19	1100	4400
M16		380	225	26	2025	8100

HOOK/EYE TURNBUCKLE - c/w LOCKNUTS


AISI 316



Size	Part Number	A(mm)	B(mm)	C(mm)	D(mm)	SWL(kgs)	BL(Kgs)
M5	8076	125	71	8.5	10	170	680
M6	8077	165	91	10	11	375	1500
M8	8078	212	121	12	11.5	575	2300
M10	8079	269	151	16	12.5	775	3100
M12	8080	314	201	18	17	1100	4400
M16		397	144	26	17.5	2025	8100

HOOK/HOOK TURNBUCKLE - c/w LOCKNUTS

AISI 316



Size	Part Number	A(mm)	B(mm)	D(mm)	SWL(kgs)	BL (kgs)
M5	8072	120	71	10	170	680
M6	8073	160	91	11	375	1500
M8	8074	215	121	11.5	575	2300
M10	8075	255	151	12.5	775	3100

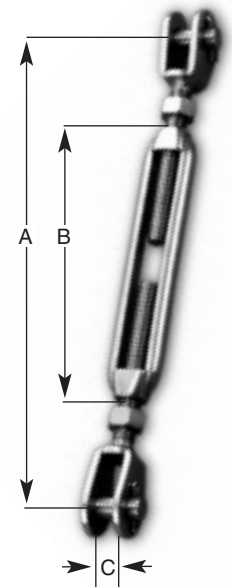


Turnbuckles

JAW/JAW TURNBUCKLE - c/w LOCKNUTS

AISI 316

Size	Part Number	A(mm)	B(mm)	C(mm)	SWL(kgs)	BL(kgs)
M5	8081	125	71	6.5	188	750
M6	8082	136	91	7.5	350	1400
M8	8083	162	121.5	11	550	2200
M10	8084	222	150	12	863	3450
M12	8085	320	200	14	1250	5000
M16		380	240	18	2000	8000



JAW/JAW PIPE TURNBUCKLE - c/w LOCKNUTS

AISI 304

Size	Part Number	A(mm)	B(mm)	C(mm)	SWL(kgs)	BL(kgs)
M5	8086	10.5	80	125	189	750
M6	8087	10.5	92	140	350	1400
M8	8088	11.5	112	170	550	2200

